



# BNY Mellon U.S. Equity Fund

**FACT SHEET**  
**June 30, 2022**

Class A **DPUAX**    Class C **DPUCX**    Class I **DPUIX**    Class Y **DPUYX**

## Goal/Approach

The fund seeks long-term total return. To pursue this goal, the fund normally invests at least 80% of its net assets in equity securities of companies located in the United States. The fund may invest in the securities of companies of any market capitalization. The fund's sub-investment adviser, Walter Scott & Partners Limited (Walter Scott), seeks investment opportunities in companies with fundamental strengths that indicate the potential for sustainable growth. Walter Scott does not use benchmark indices as a tool for active portfolio management.

## CUSIP

Class A 05587K774  
Class C 05587K758  
Class I 05587K766  
Class Y 05587K832

## Assets for the Fund

\$498,744,655

## Holdings<sup>2</sup>

49

## Dividend Frequency

Annually

## Morningstar Category

Large Growth

## Lipper Category

Multi-Cap Growth Funds

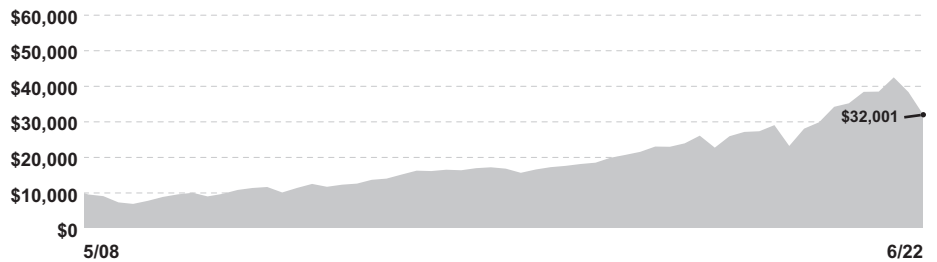
## WALTER SCOTT

## Investment Adviser

BNY Mellon Investment Adviser, Inc.

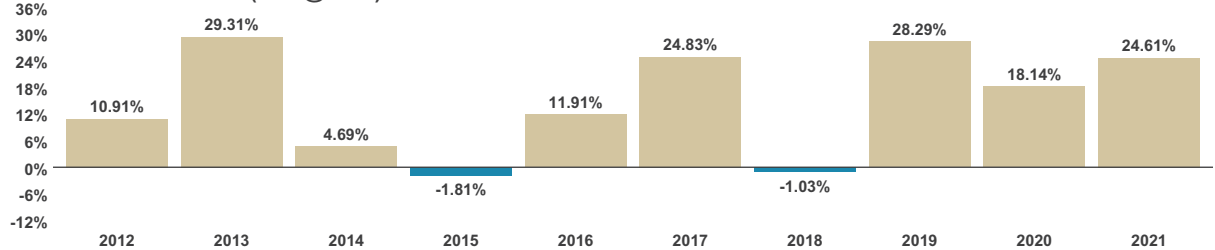
## Growth of a \$10,000 Investment

A hypothetical \$10,000 investment in the fund's Class A shares on 5/30/08 would have been worth \$32,001 on 6/30/22.



This does not reflect the 5.75% maximum front-end sales load applicable to Class A shares which, if reflected, would have lowered performance. Assumes reinvestment of dividends and capital gains. Performance for the fund's other share classes would vary.

## Historical Performance (C.L.I. @ NAV)<sup>3</sup>



## Average Annual Total Returns (6/30/22)<sup>1</sup>

Share Class/Inception Date	3 M	YTD	1 Yr	3 Yr	5 Yr	10 Yr
Class A (NAV) 05/30/08	-16.61%	-24.74%	-16.75%	5.61%	9.11%	10.55%
Class A (5.75% max. load)	-21.42%	-29.07%	-21.53%	3.54%	7.83%	9.89%
Class C (NAV) 05/30/08	-16.75%	-25.00%	-17.35%	4.82%	8.29%	9.71%
Class C (1.00% max. CDSC)	-17.58%	-25.73%	-18.06%	4.82%	8.29%	9.71%
Class I (NAV) 05/30/08	-16.52%	-24.59%	-16.44%	5.97%	9.48%	10.93%
Class Y (NAV) 07/01/13	-16.53%	-24.58%	-16.44%	5.98%	9.50%	10.94%
MSCI USA Index <sup>4</sup>	-16.87%	-21.29%	-13.17%	9.91%	10.63%	12.24%

The performance data quoted represents past performance, which is no guarantee of future results. Share price and investment return fluctuate, and an investor's shares may be worth more or less than original cost upon redemption. Current performance may be lower or higher than the performance quoted. Performance for periods less than 1 year is not annualized. Go to [im.bnymellon.com](http://im.bnymellon.com) for the fund's most recent month-end returns. The net expense ratio(s) reflect a contractual expense reduction agreement through 3/31/2023, without which, the returns would have been lower. Total Expense Ratios: Class A 1.15%, Class C 2.34%, Class I 0.81%, Class Y 0.79%. Net Expense Ratios: Class A 1.15%, Class C 1.90%, Class I 0.81%, Class Y 0.79%. Not all classes of shares may be available to all investors or through all broker-dealer platforms.

<sup>1</sup>The total return performance figures for Class Y shares of the fund represent the performance of the fund's Class A shares for periods prior to 7/1/2013, the inception date for Class Y shares, and the performance of Class Y from that inception date. Performance reflects the applicable class' distribution/servicing fees since the inception date. Investors should consider, when deciding whether to purchase a particular class of shares, the investment amount, anticipated holding period and other relevant factors. <sup>2</sup>Portfolio composition is as of 6/30/2022 and is subject to change at any time. <sup>3</sup>Performance figures may reflect reimbursements or fee waivers, without which the performance would have been lower. <sup>4</sup>Source: FactSet. The MSCI USA Index is designed to measure the performance of the large- and mid-cap segments of the U.S. market. Reflects reinvestment of net dividends and, where applicable, capital gain distributions. Investors cannot invest directly in any index.

Walter Scott Global Investment Management is the "marketing name" for Walter Scott & Partners Limited, which provides sub-investment advisory services to certain BNY Mellon Investment Adviser, Inc. funds. Walter Scott & Partners Limited is a subsidiary of The Bank of New York Mellon Corporation and a BNY Mellon Investment Adviser, Inc. affiliate.

Not FDIC-Insured. Not Bank-Guaranteed. May Lose Value.

# BNY Mellon U.S. Equity Fund

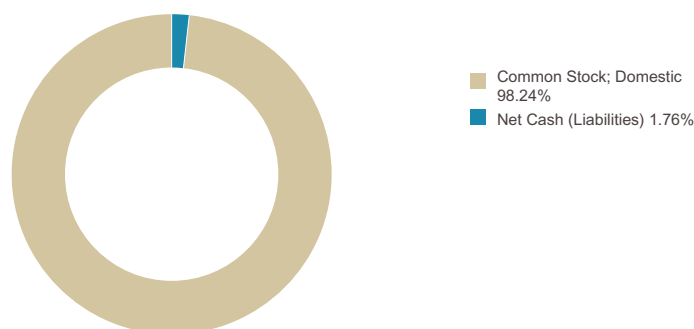
Class A **DPUAX**

Class C **DPUCX**

Class I **DPUIX**

Class Y **DPUYX**

## Asset Allocation<sup>1</sup>



## Top Ten Holdings<sup>1</sup>

Microsoft	4.36%
Alphabet	4.30%
Mastercard	3.45%
Eli Lilly	3.15%
Dollar General	2.83%
Adobe	2.70%
Amphenol	2.66%
Johnson & Johnson	2.52%
Linde	2.40%
McDonald's	2.38%

The holdings listed should not be considered recommendations to buy or sell a security. Large concentrations can increase share price volatility.

## Sector Allocation<sup>1</sup>

Information Technology	34.10%
Health Care	21.71%
Consumer Discretionary	14.15%
Industrials	8.11%
Communication Services	6.42%
Materials	6.37%
Consumer Staples	5.20%
Financials	3.94%

## Portfolio Management

The fund's investment adviser is BNY Mellon Investment Adviser, Inc., BNY Mellon Investment Adviser, Inc. has engaged its affiliate, Walter Scott & Partners Limited, to serve as the fund's subinvestment adviser. Investment decisions for the fund have been made since the fund's inception in 2008 by Walter Scott's Investment Team, which is overseen by Walter Scott's Investment Management Committee (IMC). The members of the Investment Team with the most significant responsibility for day-to-day management of the fund, who also are the members of Walter Scott's Investment Executive group are: Roy Leckie, a director of Walter Scott and co-chair of the IMC; Charlie Macquaker, a director of Walter Scott and co-chair of the IMC; Jane Henderson, Managing Director of Walter Scott; Fraser Fox, an investment manager at Walter Scott; and Maxim Skorniakov, an investment manager at Walter Scott.

Investors should consider the investment objectives, risks, charges and expenses of a mutual fund carefully before investing. To obtain a prospectus, or a summary prospectus, if available, that contains this and other information about a fund, contact your financial professional or visit [im.bnymellon.com](http://im.bnymellon.com). Read the prospectus carefully before investing. Investors should discuss with their financial professional the eligibility requirements for Class I and Y shares, which are available only to certain eligible investors, and the historical results achieved by the fund's respective share classes.

BNY Mellon Investment Adviser, Inc., Walter Scott, and BNY Mellon Securities Corporation are affiliated with The Bank of New York Mellon Corporation. BNY Mellon is the corporate brand of The Bank of New York Mellon Corporation.

<sup>1</sup>Portfolio composition is as of 6/30/2022 and is subject to change at any time.

**Risks:** Equities are subject to market, market sector, market liquidity, issuer, and investment style risks, among other factors, to varying degrees. **Small and midsize company stocks** tend to be more volatile and less liquid than larger company stocks as these companies are less established and have more volatile earnings histories. *Recent market risks include pandemic risks related to COVID-19. The effects of COVID-19 have contributed to increased volatility in global markets and will likely affect certain countries, companies, industries and market sectors more dramatically than others. To the extent the fund may overweight its investments in certain countries, companies, industries or market sectors, such positions will increase the fund's exposure to risk of loss from adverse developments affecting those countries, companies, industries or sectors.*

The information being provided is general information about our firm and its products and services. It should not be construed as investment advice or a recommendation with respect to any product or service and should not serve as a primary basis for investment decisions. Please consult a legal, tax or financial professional in order to determine whether an investment product or service is appropriate for a particular situation.